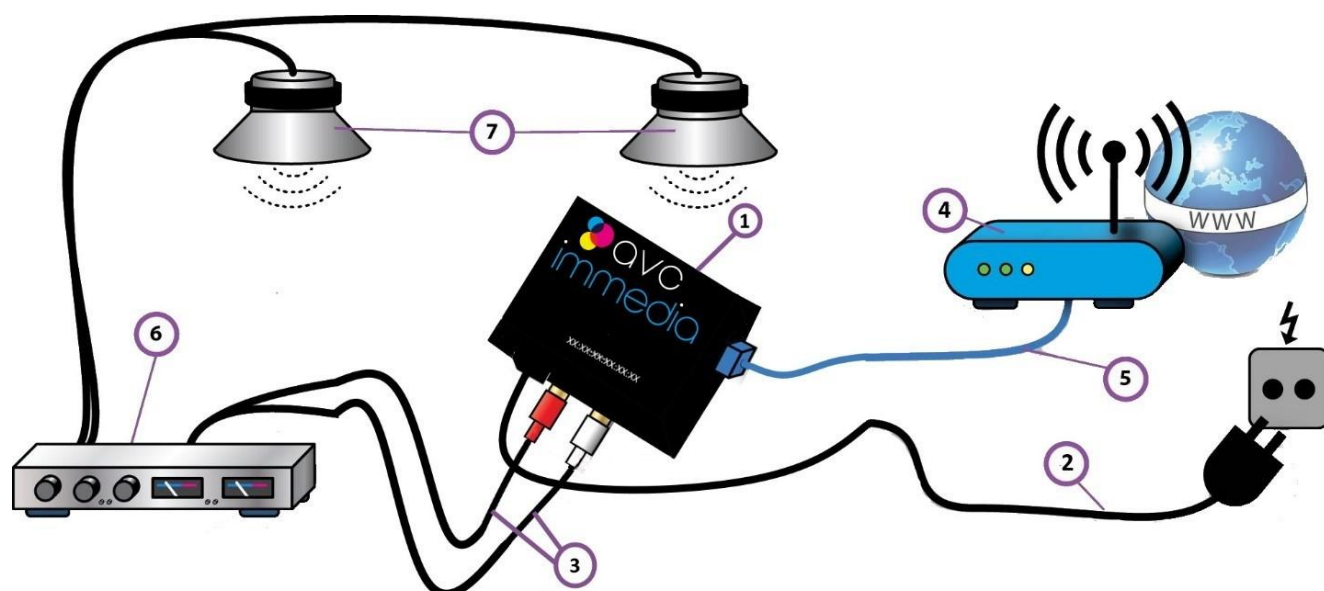


## Welcome to Subway Radio

### Illustration of the full system



**AVC Immedia kit supplied:** AVC Immedia Player (1) Audio Cables (3) Power Cable (2)

### System requirements by IPC

A successful connection to Subway Radio requires:

- Ethernet cable (5)
- Amplifier (6)
- Speakers (7)
- Standard ethernet port (4)  
(Broadband connection with bandwidth available >56 kbps)

### Installing your music player

#### **Step 1**

Connect the AVC Immedia player (1) using the power cable supplied (2)

#### **Step 2**

Connect the player (1) to your amplifier using the audio cables (3). You should now hear Subway Radio. If you have no sound, please check your amplifier is powered on and the cables secure. The amplifier controls the volume.

**Any sound issues should first be escalated to your amplifier and speaker supplier**

### Step 3

Connect the player (1) to an available port on your router (4) with the ethernet cable (5)

### Testing

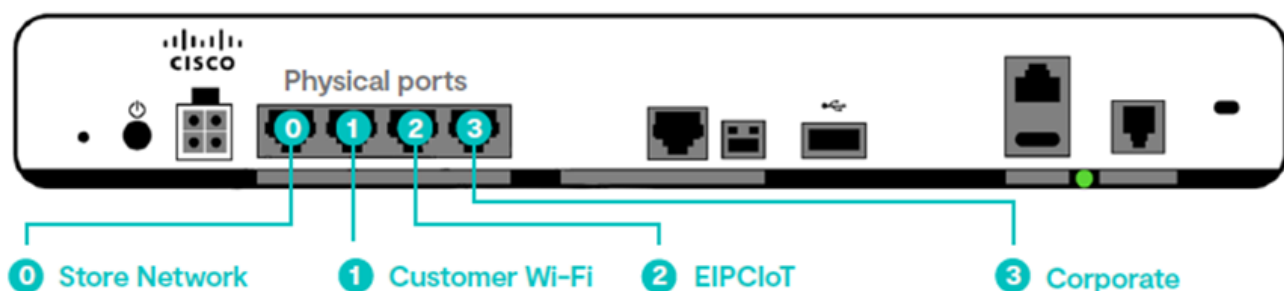
- The SD Card inside the music player is for back-up purposes only and will supply music should your internet connection suffer an outage or buffering. The SD card is updated between the hours of 11:30pm and 06:00am and the player should be left switched on.
- To reboot the music player, remove all 4 cables and leave for 1 minute. You can then put all the cables back in place.

### Connectivity

- We suggest that the player is connected directly into the router for the best quality of service. However, if no ports are available on the router, you may consider using a network switch.
- Any connectivity issues should first be escalated to your Internet Service Provider, remembering that the player requires >56 kbps available bandwidth.
- Refer to your internet provider if you need assistance with finding the appropriate port for the player. The player should be connecting to the IP address **31.15.107.77 on TCP Port 8888 and 31.15.107.78 on TCP Port 8888 and 31.15.107.80 on TCP port 3000**, this information can be given to your internet provider.

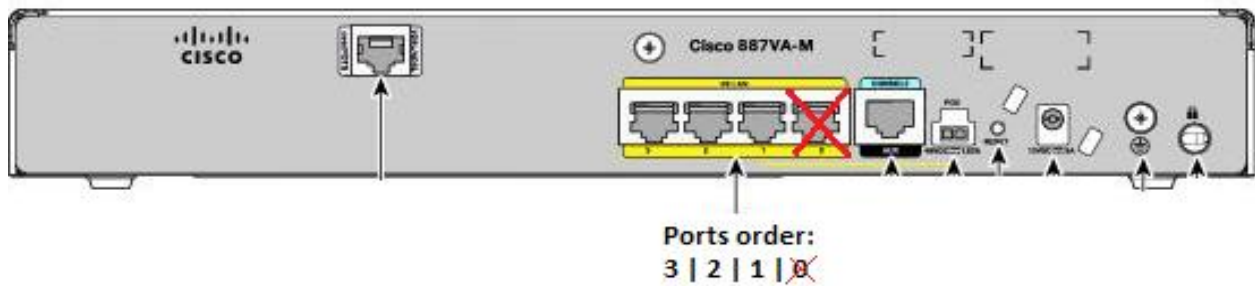
### Zen

If the store has internet supplied by Zen, please ensure that the corporate **port 3** is used for Subway Radio. See image below.



## 02

If the store has internet supplied by 02, please do not use port 0 (port zero is used for the 02 WIFI only) Please use **port 1,2 or 3**. See image below.



If you require assistance or have any general queries, please contact our Business Support team at AVC Immedia who are happy to help on +441635 556200 or alternatively email [SubwayIRE@avcimmedia.com](mailto:SubwayIRE@avcimmedia.com)